

CABLE TARP SYSTEMS REIMAGINED

Designed for easy installation, maintenance and smooth consistent operation, the Aero TopGlide is available in multiple configurations to suit any need. Whether your application is sand & gravel, agriculture, asphalt, construction or refuse, TopGlide provides great load protection and unobstructed loading access. Our TopGlide Pro and Pro+ models are elite cable driven tarp systems that fully cover the top rail, providing superior coverage for your payload.

Formerly known as Crank-N-Go, TopGlide has been reimagined and reengineered to meet industry demands.




800.647.9424
AERO AUTHORIZED DEALER

AERO®
TOPGLIDE



Optimized for specific industries, our base configurations are available in mesh or vinyl. Aero's anti-lift and anti-shift technologies keep your tarp tight and secure. Options allow for upgrades now or later should your application change.






USE / INDUSTRY	MESH			VINYL		TAILGATE		GAP COVER
	MESH	RAIL	ANTI-SHIFT	RAIL	ANTI-LIFT	INSIDE GATE	OUTSIDE HINGE	
Sand & Gravel	S	IN	S	IN	—	S	—	TBD
Refuse / Construction	S	IN	S	IN / ON	O	S	O	TBD
Agriculture	O	IN	O	IN / ON	S	S	O	TBD
Asphalt / all	—	—	S	IN / ON	S	S	O	TBD

STANDARD TARP
positioned inside top rail



EXTENDED TARP
positioned on top rail




While cable driven systems are not 100% waterproof, the Pro and Pro+ models offer the industry's best tarp seal making it ideal for hauling payloads such as asphalt. The TopGlide Pro features a 1.5" drop over the sides and 4" on the Pro+.



PRO
1.5 over top rail



PRO+
4 over top rail



	USE / INDUSTRY	ANTI-SHIFT	VINYL		OVER RAIL		TAILGATE		GAP COVER
			RAIL	ANTI-LIFT	1.5"	4"	INSIDE GATE	OUTSIDE HINGE	
PRO	Asphalt / all	S	S	S	S	O	S		TBD
PRO+	Asphalt / all	S	S	S	O	S	S		TBD