


THE RIGHT SPRING FOR YOUR APPLICATION



Undermount
up to 42'



Twin 280°
all dump bodies



PowerPack
up to 28'



10-Spring
45' to 53'








5-Spring
up to 38'



800.647.9424
AERO AUTHORIZED DEALER



SPRING MODEL	OVERVIEW	APPLICATION	FRONT ASSEMBLY	TARP FABRIC
TWIN 280° (565) 	6-SPRING <i>high mount provides unobstructed view when loading an asphalt paver</i>	DUMP BODIES	<i>adjustable wind deflector or preassembled tarp housing</i>	MESH MONSTER MESH SOLID ASPHALT
POWERPACK (575 / 475 / 875) 	3-SPRING <i>low profile is fully enclosed, protecting springs from all elements</i>	DUMP BODIES + TRAILERS <i>up to 28'</i> REFUSE ROC <i>roll-off container up to 25'</i>	<i>adjustable wind deflector or preassembled tarp housing</i>	MESH MONSTER MESH SOLID ASPHALT
UNDERMOUNT (500 / 550 / 400 / 450 / 850) 	COILED SPRING WITH THROUGH SHAFT <i>industry's most durable and longest lasting</i>	DUMP BODIES + TRAILERS <i>up to 42'</i> REFUSE ROLL-OFF CONTAINER <i>up to 25'</i>	<i>adjustable wind deflector or preassembled tarp housing</i>	MESH MONSTER MESH SOLID ASPHALT (UP TO 28')
5-SPRING (585 / 485) 	5-SPRING <i>flange mounts under bottom rail and provides constant tension</i>	TRAILERS <i>up to 38'</i>	<i>adjustable wind deflector or preassembled tarp housing</i>	MESH MONSTER MESH SOLID ASPHALT (UP TO 28')
10-SPRING (595) 	10-SPRING WITH DUAL SHAFTS <i>ideal for scrap and demolition hauling as powerful spring assembly mounts under trailer</i>	TRAILERS <i>between 45' and 53'</i>	<i>preassembled tarp housing (AVAILABLE WITH REAR OR TOP OPENING)</i>	MESH MONSTER MESH