

Company _____

Address _____

City _____ State/Province _____ Zip _____

Phone _____ P.O.# _____ S.O.# _____

Preliminary **Final**

Items in bold are standard

Kent, OH Omaha, NE

TRUCK INFO Trailer Manufacturer _____ Model _____ VIN _____ Mfg. Date _____

Entry Method Kit Length & Width Body Dimensions

ENTRY BY KIT LENGTH & WIDTH (INCLUDING CAB SHIELD)		
Truck Body	Tailer Body	
<input type="checkbox"/> 15'-20'	<input type="checkbox"/> 15'-20'	<input type="checkbox"/> 36'-40'
<input type="checkbox"/> 21'-25'	<input type="checkbox"/> 21'-25'	<input type="checkbox"/> 41'-45'
<input type="checkbox"/> 26'-30'	<input type="checkbox"/> 26'-30'	<input type="checkbox"/> 46'-50'
	<input type="checkbox"/> 31'-35'	<input type="checkbox"/> 50'-53'

ENTRY BY TRAILER BODY DIMENSIONS

Using Actual Body Dimensions:

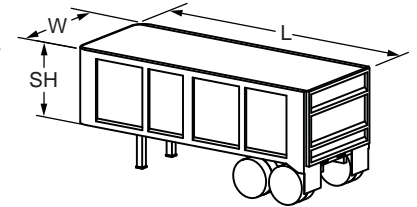
Actual trailer dimensions are important for proper fit. Carefully measure required trailer measurements.

_____ Length (L)

Outside front to outside rear

_____ Width (W)

Outside to outside at front



Steel Body Unpainted

ENTRY BY TRUCK BODY DIMENSIONS

Using Actual Body Dimensions:

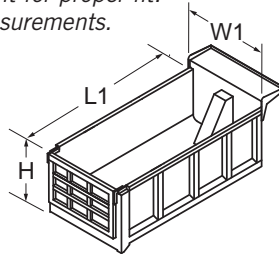
Actual trailer dimensions are important for proper fit. Carefully measure required trailer measurements.

_____ Length (L)

Outside front to outside rear

_____ Width (W)

Outside to outside at front



CAB SHIELD

Is there a Cab Shield? Yes No

_____ Cab shield Length (CL)

Front to backside at cab shield

_____ Cab shield Width (CW)

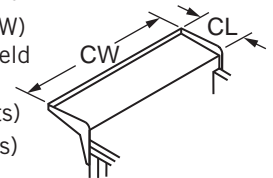
Outside to outside at cab shield

Mounting Position of Roll-Up Bar

Front (standard for electric kits)

Back (standard for manual kits)

Middle



ELECTRIC OPERATION
VOLTAGE <input type="checkbox"/> 12V System <input type="checkbox"/> 24V System
Do you want #6 Wire? <input type="checkbox"/> Yes <input type="checkbox"/> No
Contact Pad: <input type="checkbox"/> Yes <input type="checkbox"/> No
<input type="checkbox"/> Include Motor <input type="checkbox"/> No Motor
<input type="checkbox"/> Rocker Switch <input type="checkbox"/> Remote W/Rocker <input type="checkbox"/> Smart Electronics
<input type="checkbox"/> 90:1 <input type="checkbox"/> 60:1

MANUAL OPERATION
<input type="checkbox"/> Ground Level Crank <input type="checkbox"/> Cab Level Crank
Crank Direction: <input type="checkbox"/> Standard Crank (Clockwise) <input type="checkbox"/> Reverse Crank (Counter-Clockwise)

ROLL-UP BAR

Tarp Housing

Is Tarp Housing width the same as:

Kit or Body Width

Cab Shield Width

Custom Width _____

Standard Manual Standard Electric

92" Width 83" Width

96" Width 83-1/2" Width

100" Width 87-1/4" Width

102" Width 92" Width

96" Width

100" Width

102" Width

Open Top

96" Width

102" Width

Wind Deflector Complete

End plates with roll-up bar (less Wind Deflector)

Roll-Up Bar & Bearings Only (cab shield integrated)

None (no tarp housing or roll-up bar)

Mounting Brackets:

No Brackets

Top: Cab Shield

Front: Standard

Extended

Quantity of front mounting brackets 2 or 4

LEAD/PUP TRAILER
Is this a Lead or Pup Trailer? <input type="checkbox"/> Single/Lead Trailer <input type="checkbox"/> Pup Trailer
Lead Truck/Trailer Length _____

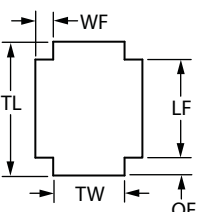
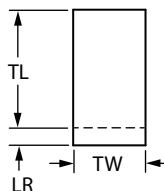
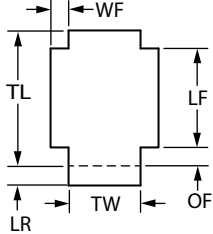
ARM TYPE
<input type="checkbox"/> Straight Swing Arm <input type="checkbox"/> Bent Swing Arm

Mounting Bracket
<input type="checkbox"/> Aluminum Bracket <input type="checkbox"/> Steel Body Unpainted

Continued on Back

Pivot Size			
	Small Pivot One Spring	Medium Pivot Two Springs	Large Pivot Three Springs
Kit Length:	<input type="checkbox"/> 26'-30'	<input type="checkbox"/> 26'-30' <input type="checkbox"/> 41'-45'	<input type="checkbox"/> 41'-45'

Tarp Width Options
<input type="checkbox"/> Fit System <input type="checkbox"/> Fit Tarp Housing (Max. Width) <input type="checkbox"/> Custom Width _____

TARP OPTIONS	
Type of Tarp: <ul style="list-style-type: none"> <input type="checkbox"/> No Tarp <input type="checkbox"/> Standard Tarp <input type="checkbox"/> Bungee Tarp <input type="checkbox"/> Weigh Down Tarp Pocket Spacing <ul style="list-style-type: none"> Standard _____ Custom _____ 	<ul style="list-style-type: none"> <input type="checkbox"/> Flaps Side Only <input type="checkbox"/> Flaps Rear Only <input type="checkbox"/> Flaps Side and Rear <p>Logo on Rear Flap: <input type="checkbox"/> Yes <input type="checkbox"/> No</p> <div style="display: flex; justify-content: space-around;">    </div>
Tarp Material: <ul style="list-style-type: none"> <input type="checkbox"/> Vinyl Mesh Black <input type="checkbox"/> Asphalt RFL Black Maximum 28' length <input type="checkbox"/> Monster Mesh Solid Vinyl (Max 28') <ul style="list-style-type: none"> <input type="checkbox"/> Red <input type="checkbox"/> Black <input type="checkbox"/> Blue 	<p>_____ Length Side Flap (LF)</p> <p>_____ Width Side Flap (WF) (TL - Tarp Length TW - Tarp Width)</p> <p>_____ Offset Side Flap (OF) _____ Length Rear Flap (LR)</p>
Grommets <input type="checkbox"/> Yes <input type="checkbox"/> No Spacing: _____	

INSTALLED	<input type="checkbox"/> Shipped to Customer Installed by Aero: <input type="checkbox"/> Aero Installed <input type="checkbox"/> Aero Install Tractor Wiring
------------------	---

CUSTOMER AUTHORIZATION	I hereby approve the specified items listed above. Customer Signature: _____ Date: ____ / ____ / ____ Print Name: _____ Title: _____
-------------------------------	--